

Club Notes: Baron

December 2009



Sweet Dreams Quilt Studio had an overwhelmingly positive response to the Christmas Tree Skirt and Christmas Stocking patterns! In fact, you guys not only liked what we presented last over the past couple of months, but you have clamored for more and have come up with a wide variety of Christmas patterns special design requests!



So we have more Christmas Tree Skirts, more Christmas Stockings, some point to point Christmas patterns, Christmas panos, both detailed and “production panos”, more border and border corner patterns.




We are also introducing a new pattern line for Raw Edge Appliqué. So far, there are 13 REA shapes in this new collection. (A little birdie told me that there will be a full alphabet set coming soon, too).

The Amethyst Baron contains 82 patterns, including 17 panos.



Panographs




Storm cloud pano 1




Through the trees 8



Tropical fish pano 001




Wild rose pano 001



Seaweed pano 001



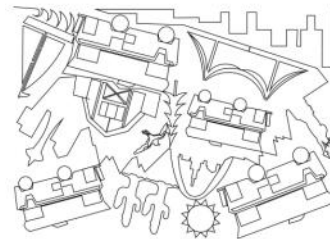
Rough surf



Partridge pear tree sq 001




Romantic leaves pano 001



Rv pano 001

And More panographs!




Christmas tree pano 003



Flamingo pano 001



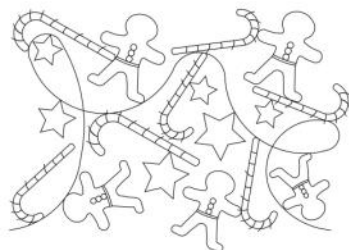
Ivy leaf pano 001 sq




Rv pano




Blowing wind pano 003



Candied ginger

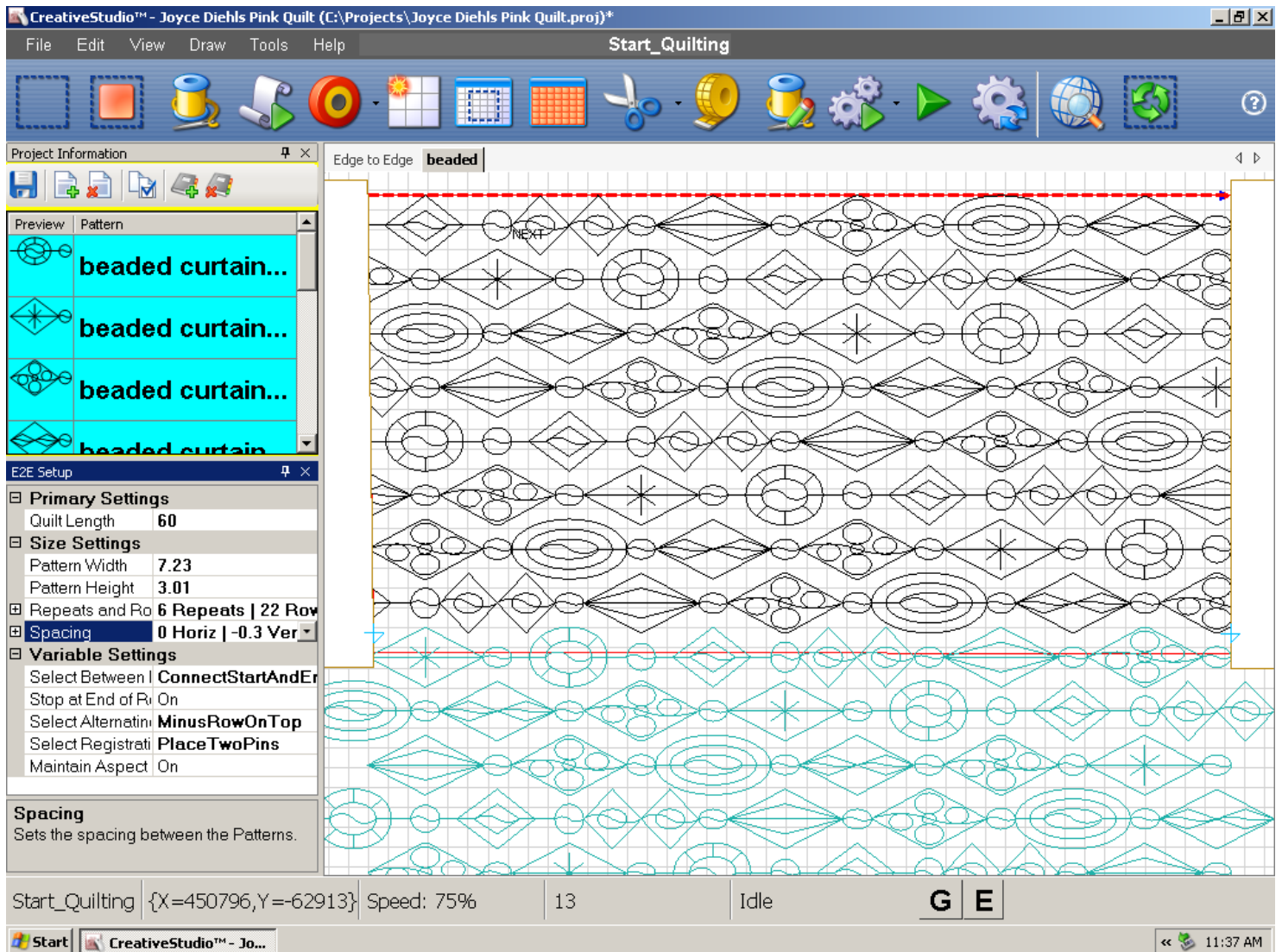


Christmas pano 2009



Wild rose pano 001

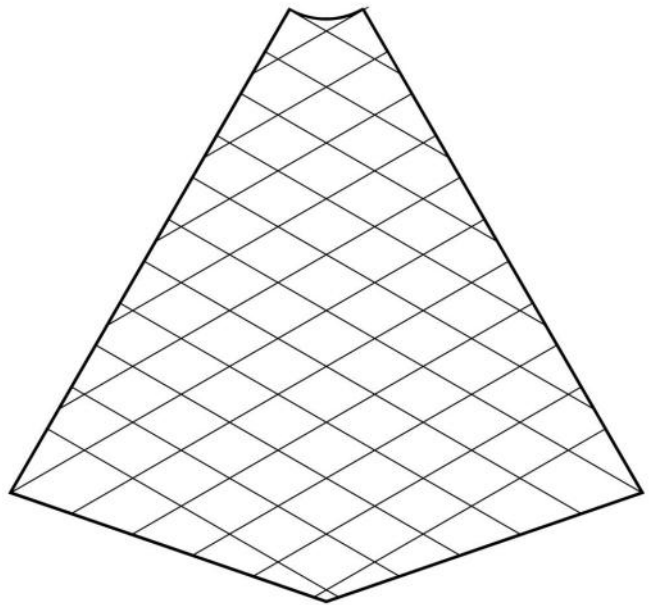
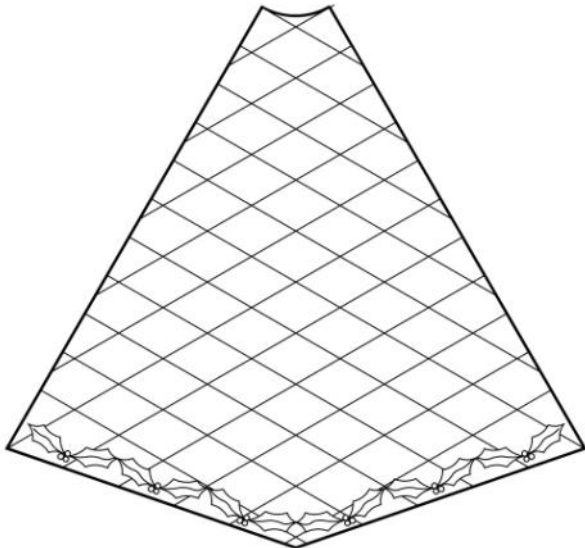


The Beaded Curtain Collection



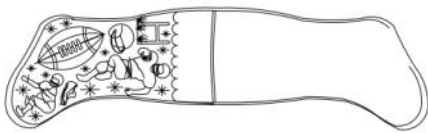
The above is a screen shot from the Statler Stitcher Creative Studio software showing how to take advantage of the concatenating feature to use all the individual patterns in the Beaded Curtain Collection. These are very versatile, as you can also use them for borders and in point-to-point applications.

Back when we created all the concatenating ribbon patterns, we checked with the creators of the CompuQuilter and the IntelliQuilter systems to make sure they could use concatenating patterns. We were assured that these systems can handle this function, so if you don't own a Statler please check with your company's software support for assistance with this feature. Statler owners should be sure to download the training manual from the Gammill web site. The exercises include concatenating pattern use.

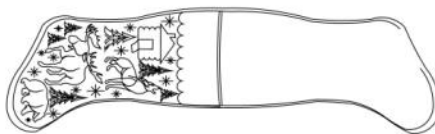
More Christmas Tree Skirts



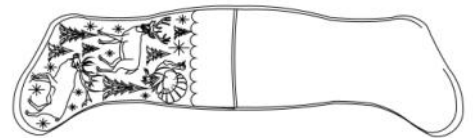
Christmas Stockings for those guys in your lives!



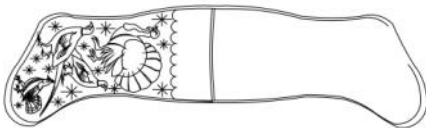
For those football enthusiasts!



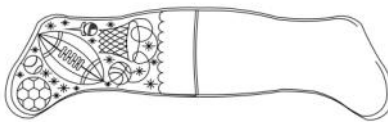
For the outdoorsmen in your life!



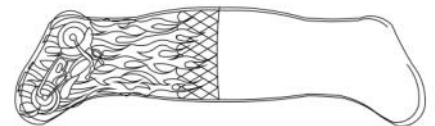
The Trophy Hunters



For the Fowl Hunter



For the Sports Enthusi-








For the motorcycle riders!








There are a few other Christmas Stocking patterns included in the Amethyst Baron. **Stocking 5 with cuff** has a blank cuff. You can use this blank cuff to personalize a stocking with a name. Statler users can use the text tool. In order to add in a name, you'll need to add the name to the blank area of the cuff, change the sewing order so that the name stitches first, then the primary stocking, and then the outline for the stocking lining. (For the CQ and IQ users, you'll need to contact your company for assistance with this feature.)

Alternates for the Alphabet Baby Quilt




These blocks were *special design requests* for the Baby Alphabet Quilt collection. If you have different versions you'd like to use, please put in your requests!

Six new background fills!



Raw Edge Appliqué



Stitch out a grid and use these patterns to create a whole cloth quilt. Or, quilt your quilt, and add the shapes stitched out over contrasting fabric to add another dimension. This is a fast way to make a shape & color recognition quilt for a toddler. Just trim away the excess fabric (carefully).

The alphabet is coming.....